



Canvas Integration is Here!

What should I do first?

Link your school or district account in Canvas. Ask your district or school data administrator to reach out to support@usatestprep.com to get the process started.

Once this is complete, you will need to connect your USATestprep account to Canvas. Under your name menu at the top of the page, go to "My Account" and click the "Login with Canvas" button to authenticate and connect your Canvas account.

Edit Account

Personal Information

*Salutation: Displayed instead of First Name
*First Name:
Middle Initial:
*Last Name:
*Email:

Login Information [Password Card](#)

*Username:
*Password: [Show Password](#)
*Password Confirmation:
*Account Admin: ☒ Yes ☐ No ?

Single Sign On

Google:  Sign in with Google

Canvas:  login with CANVAS

Email Preferences

☐ USATestprep News and Announcements





Canvas Integration is Here!

How do I import my Canvas courses?

If you do not have any USATestprep classes already, click the "Import from Canvas" link on your Classes tab. Select whichever courses you want to create in USATestprep. After you've imported those courses, you'll need to go to the Class Management page for each class to add associated tests (subject areas).

Create New Class | **Import from Canvas** | Import from Google Classroom | Student Password Search | Current | Archived

Name	Gradebook	Progress Report	Class Results	Resources	Class Management
AP Comprehensive ^S					
GED Review ^S					
Geometry (with students) ⁺					
SAT Writing ^S					
Space and Science ^S					

^S Shared

AP Comprehensive ^S

GED Review ^S

Geometry (with students) ⁺

SAT Writing ^S

Space and Science ^S

^S Shared

^S Shared with you

⁺ Connected to Google Classroom

Canvas Courses

Select the courses you want to import into USATestprep:

- ☐ Advanced Surfing
- ☐ Introduction to Acoustics
- ☐ Music History
- ☐ Music Theory

Courses already imported have the name of the primary teacher in parentheses following the name of the class. If you choose to import one of these classes you will be added as a shared teacher.

Import X Cancel X



Canvas Integration is Here!

What if I already have existing classes in USATestprep?

All you need to do is connect your USATestprep class with the corresponding course in Canvas. Go to the Class Management page for a class you want to connect, then click the "Connect to Canvas" link. Select the corresponding course in Canvas, and your USATestprep class name will update to match the course name in Canvas.

Class Management

GED Review [Change](#)

[Edit Class](#)
[Password Cards](#)
[Archive Class](#)
[Connect to Canvas](#)

[Arcade Lock](#)
[Class Password](#)
[Delete Class](#)
[Connect to Google Classroom](#)

[Email Student Logins](#)



Students Teachers Associated Tests

Student Count: 6

Name	Online	Login	Logins	Last Login	Grade	Total Time	Tokens	Message	Remove
Bottesini, Giovanni		Login Show Login	10	06/20/2020	10	15 min	18		

[Arcade Lock](#)
[Class Password](#)
[Delete Class](#)
[Connect to Google Classroom](#)

[Email Student Logins](#)

Canvas Courses

Select the course you want to connect to USATestprep:

☒ Music History

☐ Music Theory

Courses already imported have the name of the primary teacher in parentheses following the name of the class. If you choose to import one of these classes you will be added as a shared teacher.

[Connect](#) [Cancel](#)



Canvas Integration is Here!

How do I import students from Canvas to USATestprep?

After your USATestprep class has been connected to the corresponding Canvas class, simply click the "Refresh Students" icon located on your Class Management page.

Class Management

[Introduction to Acoustics](#) [Change](#)

[Edit Class](#)
[Arcade Lock](#)
[Email Student Logins](#)

[Password Cards](#)
[Class Password](#)

[Archive Class](#)
[Delete Class](#)

[Connected to Canvas](#)
[Connect to Google Classroom](#)

[Students](#)
[Teachers](#)
[Associated Tests](#)

No Students

Refresh Students

When importing students, are students automatically mapped to existing USATestprep student accounts?

Users are mapped by usernames that match between Canvas and USATestprep. You will have the opportunity to manually map unsuccessful matches or create new users for students that do not have existing USATestprep accounts.

[Arcade Lock](#)
[Email Student Logins](#)

[Students](#)
[Teachers](#)

No Students

[READ OUR BLOG](#)

Class User Import

You are about to synchronize the users of **Introduction to Acoustics**. Users are mapped by user login. You will have the opportunity to manually map unsuccessful matches or create new users.

Grades

Canvas does not support grades. Please verify new and synchronized users and adjust the grade if necessary.

Passwords

Passwords are randomly generated for newly created users. Click the email icon next to the "Show Login" link to send passwords. You can also click the "Password Cards" menu entry or print the credentials.

Would you like to proceed?

[Connect to Google Classroom](#)

Refresh Students

BY TEACHERS



Canvas Integration is Here!

How do I add assignments in Canvas?

If you're creating a new assignment, select Yes for "Add to Canvas" in step 1. This will post the assignment in Canvas for any classes that are connected (indicated by the Canvas icon).

HOME > ASSIGNMENTS > CREATE ASSIGNMENT



Create Assignment


1 Select Classes



2 Choose Assignment



3 Choose Settings

I want to assign: ☒ 1 Activity
☐ 2+ Activities


Classes: ☒ Advanced Surfing  

☐ GED Review 

☐ Geometry (with students)  

☒ Introduction to Acoustics  

Note for students: (optional) New



500 characters remaining

Add to Google Classroom: ☐ Yes ☒ No

Add to Canvas: ☒ Yes ☐ No

Continue



Canvas Integration is Here!

How do I add an existing USATestprep assignment to Canvas?

Within your Assignments tab, go to the Settings icon for any existing assignment that is currently active (not past due). Change the "Add to Canvas" setting to Yes, then save your changes at the very bottom.

The screenshot shows the 'Edit Assignment Settings' dialog box for a 'Group Assignment (PUJOSONOP)'. The dialog is overlaid on a background of the 'My Assignments' tab in the USA Test Prep interface. The dialog contains the following fields and options:

- Assignment Name:** Group Assignment (PUJOSONOP)
- Completion Order:** ☒ In Specific Order ☐ Any Order
- Start Date:** 09/25/2018
- Due Date:** 03/25/2019
- Add to School Bank:** ☐ Yes ☒ No
- Add to Google Classroom:** ☐ Yes ☒ No
- Add to Canvas:** ☒ Yes ☐ No (This option is circled in red in the original image)
- Classes:**
 - ☒ Advanced Surfing
 - ☐ GED Review
 - ☐ Geometry (with students)
 - ☐ Introduction to Acoustics
- Note for students:** (optional)

At the bottom right of the dialog is a 'Close' button with an 'x' icon. The background interface shows a list of assignments with columns for 'Due Date' and 'Name'. The 'Add to Canvas' option is highlighted with a red circle.



Canvas Integration is Here!

How can I edit the due date for an assignment posted in Canvas?

If you want to make any changes to your assignments, you'll need to log in directly to USATestprep. Use the Settings icon to edit the start or due dates, assignment name, and add or remove classes.

Edit Assignment Settings
test canvas assignment

Assignment Name:

Start Date:

Due Date:

Add to School Bank: ☐ Yes ☒ No

Add to Google Classroom: ☒ Yes ☐ No

Add to Canvas: ☒ Yes ☐ No

Classes:

- ☐ Advanced Surfing
- ☐ GED Review
- ☐ Geometry (with students)
- ☒ Introduction to Acoustics
 - ☒ Bottesini, Giovanni
 - ☒ Fournier, Pierre
 - ☒ Gendron, Maurice
 - ☒ Rostropovich, Mstislav

Reset Attempt Counter

Note for students:

Close



Canvas Integration is Here!

What do I need to do to have grades posted in Canvas?

You don't need to do anything extra, but there is one important step that your students need to follow. Students must connect their USATestprep accounts to Canvas, just as you connected yours.

Edit Account

Personal Information

*First Name:
Middle Initial:
*Last Name:
ID Number:
Email:
Grade:

Login Information [Password Card](#)

*Username:
*Password: [Show Password](#)
*Password Confirmation:

Single Sign On

Google: 

Canvas:  login with CANVAS



Progress Report

Enter a parent's name and email address to send them a weekly summary of your progress. The email is sent late Saturday evening from donotreply@usatestprep.com.

Parent Name:
Parent Email:



Canvas Integration is Here!

Why don't I see my students' grades immediately after they finish?

USATestprep grades are synced every hour to Canvas, so there may be a delay from the time the student completes an assignment and when the score appears in Canvas. You can always refer to your USATestprep gradebook for the most up-to-date scores.

Account

Admin

Dashboard

Courses

Calendar

Inbox

≡

Geometry > Grades

Gradebook ▾ View ▾ Actions ▾

🔍

Search...

⚙️

Student Name	Congruence & Similar... Out of 100	Complementary Angles Out of 100	Equations and Measu... Out of 100	Assignments	Total
John Doe	--	--	--	--	--
Frank Sinatra		--	80%	80%	80%

How are grades for 2+ activities assignments posted in Canvas?

The Canvas grade for a 2+ activities assignment is the average of all of those activities. Also, students must complete every part of the assignment before their grade will sync to Canvas. If you need to view individual scores per activity within a 2+ activities assignment, log in directly to USATestprep.



Canvas Integration is Here!

What happens if students don't meet the minimum score for an assignment?

Because an assignment is not considered complete until a student meets the minimum score (if you've decided to set one), a student's grade will only sync to Canvas after the minimum score has been earned in USATestprep.

Account
 Dashboard
 Courses
 Calendar
 Inbox

[Home](#)
[Assignments](#)
[Discussions](#)
Grades
[People](#)
[Syllabus](#)

Grades for Frank Sinatra

Course

Geometry

Arrange By

Due Date

Apply

Print Grades

Name	Due	Status	Score	Out of
Congruence & Similarity - Rigid Motions	Jun 26 by 11:59pm	75	100	
Complementary Angles	Jul 3 by 11:59pm	85	100	
Assignments			80%	160.00 / 200.00
Total			80%	160.00 / ----